



Submersible drainage and sludge pumps made of stainless steel for mines, processing industries and salt-water applications.

Drainage pumps:

Minette
Major
Master

Sludge pumps:

Salvador
Senior
Sandy

50 Hz





Drainage and sludge pumps for corrosive applications

INOX is a completely new series of electrical submersible drainage and sludge pumps made of acid-proof stainless steel. This enables the pumps to operate in applications that would destroy aluminium pumps in matter of weeks or even days. The INOX pumps are designed to meet the tough requirements from mines, power plants and other worksites that deal with corrosive water and sludge.

These pumps are also ideal in applications where salt-water is pumped, like shipyards, construction works in harbours and offshore projects. All INOX pumps can be equipped with zinc anodes for extra protection. All casted parts in the pumps are made of acid-proof stainless steel. The INOX pumps can handle pH values from 2 - 10.





Translating user requirements into product features


Grindex has supplied mines, constructions sites, quarries and other demanding industries with durable and reliable pumps for some 50 years. The INOX pumps allow other markets to discover trouble-free dewatering. The six pumps in the range cover almost any application within building and construction, mining, quarries and tunneling as well as municipal and other demanding industries. The new pumps are designed to dramatically reduce operational costs.

Dependability you can rely on

The INOX pumps offer all the benefits you have come to expect from Grindex pumps.

- Reliability thanks to:
 - Air valve that cools the pump should it run dry.
 - SMART motor protection system, protects the pump from damage caused by different power failures.
- All in the head:
 - Built-in start equipment in all pumps, no need of external start equipment.

Grindex – Trouble-free dewatering



Air valve

Cools the pump should it run dry



Built-in start equipment

Plug and pump



Master in action



Sandy in action




Drainage and sludge pumps for corrosive applications

A drainage pump (Minette INOX – Master INOX) is designed for pumping:

- Water with particles in suspensions up to the size of the strainer holes
- Water which contain abrasive particles

A sludge pump (Salvador INOX – Sandy INOX) is designed for pumping:

- Water with high content of solids up to the size of the pump inlet opening diameter
- Water which contain abrasive particles
- Different types of mud and sludge
- Light slurry



This is what makes our stainless steel pumps unique

- 1 Steel parts of stainless steel**
All steel parts are made of stainless steel. This gives a pH handling of 2-10, as well as capabilities to handle salt-water.
- 2 SMART motor protection**
Protects the pump from damage caused by different power failures.
- 3 Air valve**
Cools the pump should it run dry.

- 4 Outer casing in corrugated stainless steel**
Handles rough treatment.
- 5 Aquatite INOX - Double mechanical shaft seals**
Double mechanical shaft seals with an oil compartment between the seals.
- 6 Stainless steel impeller**
The casted acid-proof stainless steel impeller ensures pumping capacities in corrosive fluids.

- 7. Adjustable diffusers (drainage pumps)**
The diffusers are rubber lined and adjustable to maintain optimum pumping performance.
- 8. Rubber lined pump housing (sludge pumps)**
Highly abrasive-resistant, oil-resistant rubber lined pump housing offers a longer life.



Technical data

DRAINAGE PUMPS

Shaft seals

Double mechanical shaft seals with an oil compartment between the seals

Material lower seal: Silicon carbide - silicon carbide

Material upper seal: Carbon - silicon carbide

Materials

Casted parts: Stainless steel (EN 10283-1.14412)

Outer casing: Stainless steel (EN 10088-3-1.14436)

Motor shaft: Stainless steel (EN 10088-3-1.14460)

Impeller: Stainless steel (EN 10283-1.14412)

Screws and nuts: Stainless steel (A4)

O-rings: Viton rubber

Diffusers: Nitrile rubber

Water specifications

Max. submersion depth: 20m

Max. liquid temperature: 40°C

Max. liquid density: 1100 kg/m³

pH of the liquid: 2-10

Accessories

Zinc anodes

Low suction collar

Float switch

Specifications can be changed without notice.

SLUDGE PUMPS

Shaft seals

Double mechanical shaft seals with an oil compartment between the seals

Material lower seal: Silicon carbide - silicon carbide

Material upper seal: Carbon - silicon carbide

Materials

Casted parts: Stainless steel (EN 10283-1.14412)

Outer casing: Stainless steel (EN 10088-3-1.14436)

Motor shaft: Stainless steel (EN 10088-3-1.14460)

Impeller: Stainless steel (EN 10283-1.14412)

Screws and nuts: Stainless steel (A4)

O-rings: Viton rubber

Pump housing: Nitrile rubber

Water specifications

Max. submersion depth: 20m

Max. liquid temperature: 40°C

Max. liquid density: 1100 kg/m³

pH of the liquid: 2-10

Accessories

Zinc anodes

Float switch

Specifications can be changed without notice.

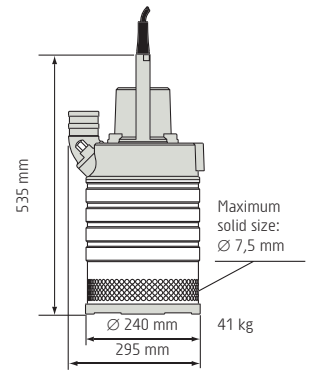
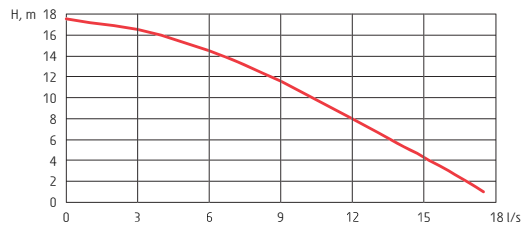


DRAINAGE PUMPS: MINETTE – MASTER

MINETTE INOX

Technical data

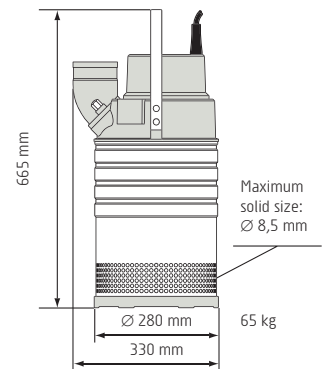
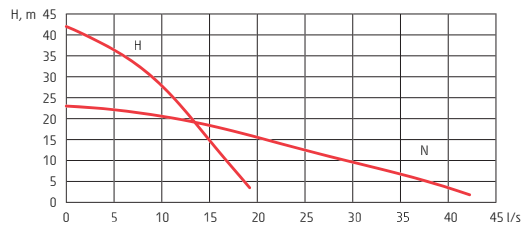
Discharge connection	3"
Rated power	2.0 kW
Max power consumption	2.7 kW
Shaft speed	2715 RPM
Rated current at 400 V	4.4 A
Rated current at 500 V	3.4 A



MAJOR INOX

Technical data

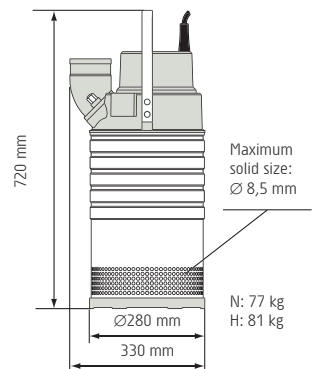
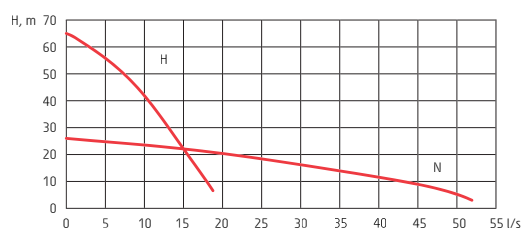
	N	H
Discharge connection	4"	3"
Rated power	6.3 kW	6.3 kW
Max power consumption	7.3 kW	7.3 kW
Shaft speed	2840 RPM	2840 RPM
Rated current at 400 V	12 A	12 A
Rated current at 500 V	9.4 A	9.4 A



MASTER INOX

Technical data

	N	H
Discharge connection	4"	3"
Rated power	8.0 kW	8.0 kW
Max power consumption	9.4 kW	9.4 kW
Shaft speed	2800 RPM	2800 RPM
Rated current at 400 V	15 A	15 A
Rated current at 500 V	12 A	12 A



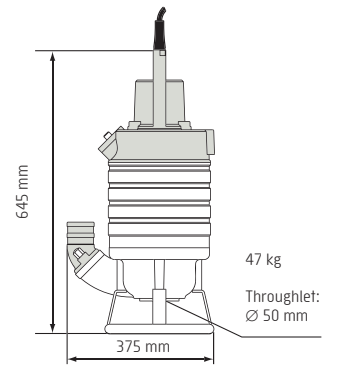
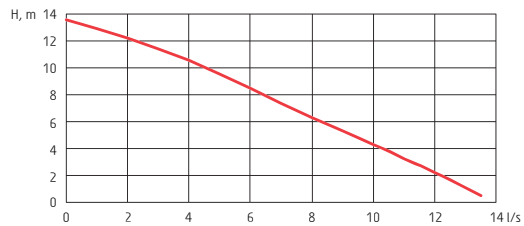


SLUDGE PUMPS: SALVADOR – SANDY

SALVADOR INOX

Technical data

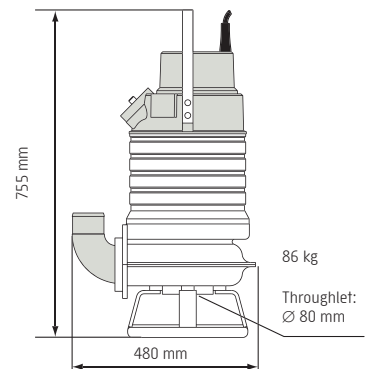
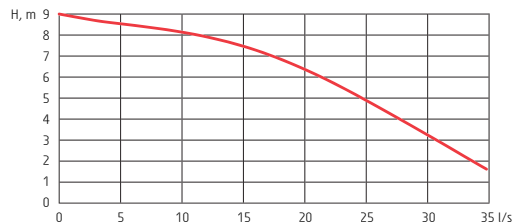
Discharge connection	3"
Rated power	2.0 kW
Max power consumption	2.7 kW
Shaft speed	2800 RPM
Rated current at 400 V	4.4 A
Rated current at 500 V	3.4 A



SENIOR INOX

Technical data

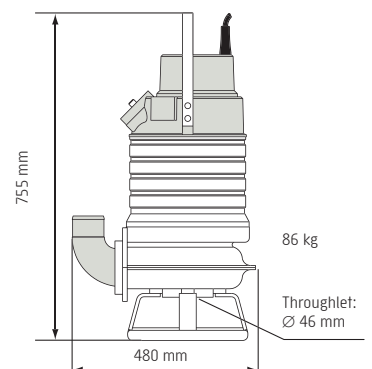
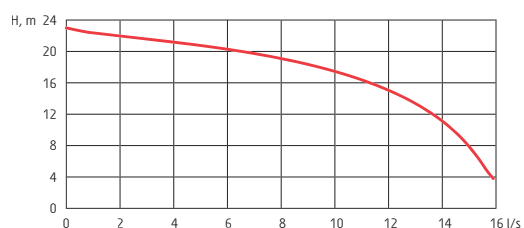
Discharge connection	4"
Rated power	4.1 kW
Max power consumption	5.2 kW
Shaft speed	1350 RPM
Rated current at 400 V	8.0 A
Rated current at 500 V	7.0 A



SANDY INOX

Technical data

Discharge connection	3"
Rated power	6.3 kW
Max power consumption	7.3 kW
Shaft speed	2840 RPM
Rated current at 400 V	12 A
Rated current at 500 V	9.4 A





The Grindex team.

For some 50 years, Grindex has specialised in designing and manufacturing electrical submersible pumps for professionals. Durable and dependable, they are used in the most demanding and specialised applications worldwide. We have delivered over 300 000 pumps in more than 100 countries.

We offer pumps for almost any application. Our range includes drainage pumps, sludge pumps, slurry pumps and stainless steel pumps.

When you are running a Grindex pump, you can rest assured that a dedicated team is watching your back. Our experts are always there to serve your every need. Through our global network of sales and service centres, we provide the best level of support possible – day and night, seven days a week.

It's all part of the service.

For more information, please visit www.grindex.com