

Electric pump

EL60HC

PUMP SPECIFICATIONS

Capacity [m ³ /h]	720
Head [m]	5
Impeller diameter [mm]/type	405/3 blades closed
Flanged bore size [DN.../PN...]	DN250/PN10
Cross section diameter [mm]	90
Weight (without cable) [kg]	1300

ELECTRIC MOTOR

Power [kW-HP]	45-60
Voltage [V]/Current [A]	400/88
Phases/Poles/Frequency [Hz]	3/6/50
Speed [RPM]	980
Insulation class	H
Power cable 20m (IEC 60245- 4)	H07RN-F 4G35

MATERIALS

Casing	Spheroidal cast iron EN-GJS-500-7 (EN 1563)
Motor housing	Cast iron EN-GJL-250 (EN 1561)
Wear parts	High chrome EN-GJN-HV600 (XCr18) (EN 12513)
Main shaft	High tensile steel 39NiCrMo3 (AISI 9840)

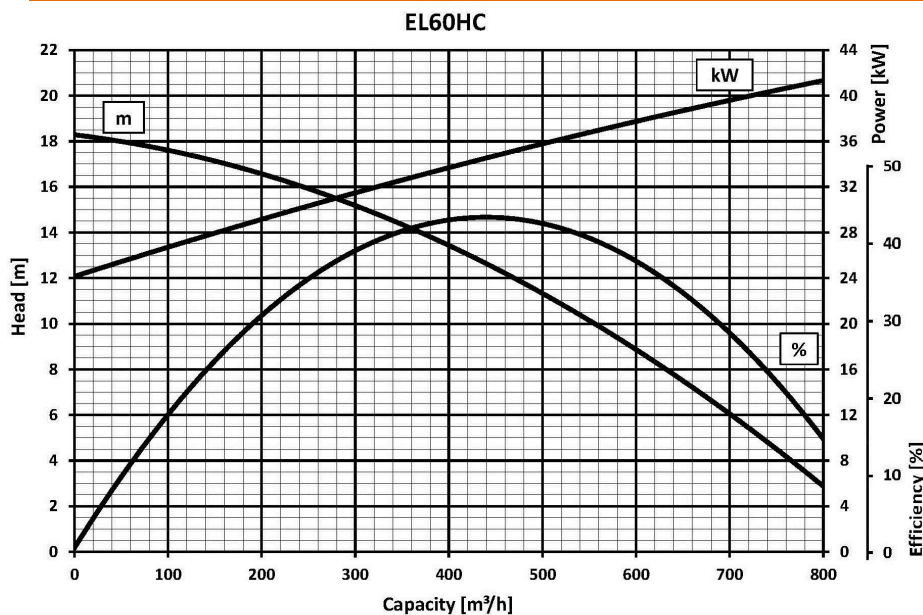
SEALS / LUBRICANT

Motor side seals	2 lip seals (BUNA)
Impeller side seals	3 lip seals (BUNA) + 1 V-RING (TPU)
Oil type	ISO 320

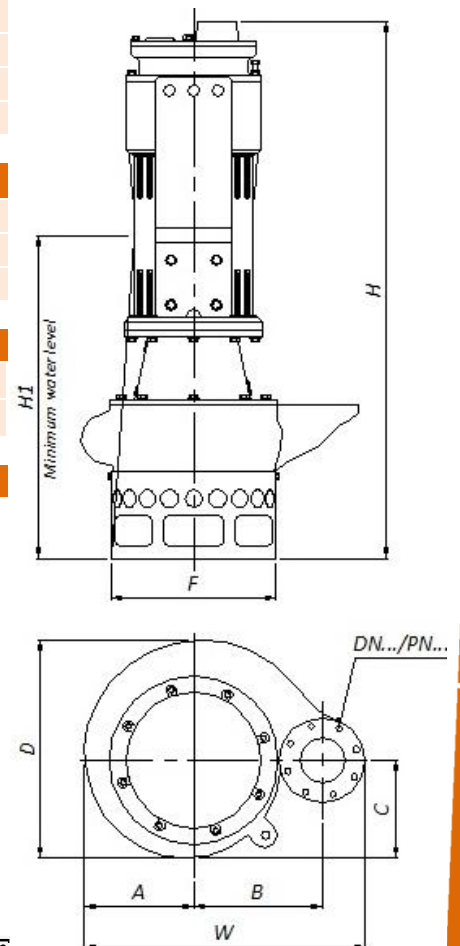
DIMENSIONS [mm]

H	W	D	F	H1	A	B	C
1675	1165	955	545	1125	475	490	415

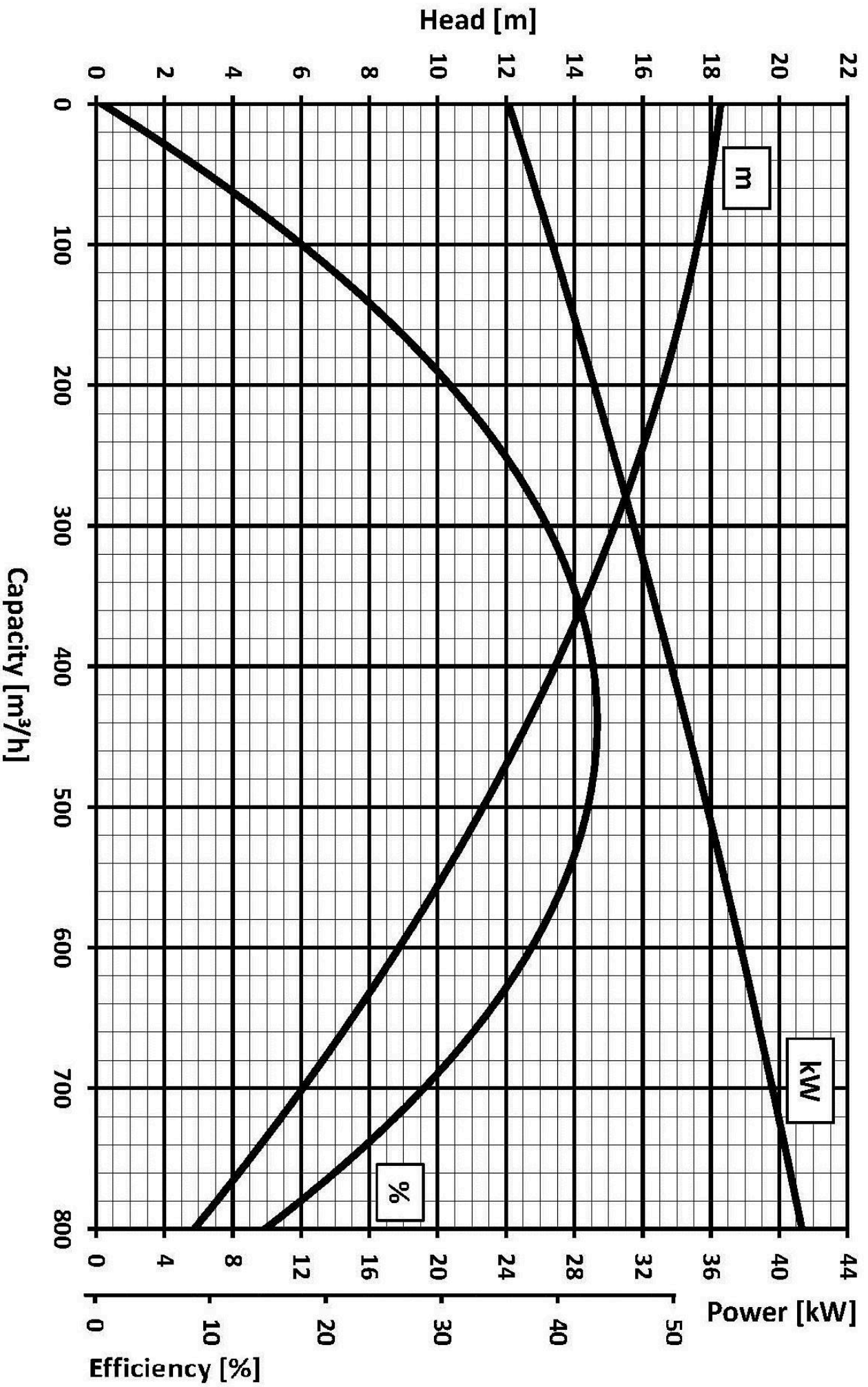
PERFORMANCE CURVES



We reserve the right to make changes without notice



EL60HC



We reserve the right to make changes without notice