

# Hydraulic pump

## HY24

### PUMP SPECIFICATIONS

Max Capacity [m <sup>3</sup> /h]	75
Max Head [m]	47
Impeller diameter [mm]/type	308 /4 blades opened
Hose adaptor diameter [mm]	100
Solid handling [mm]	25
Weight [kg]	220

### HYDRAULIC MOTOR

Motor displacement [cc]	20
Max. oil flow rate[l/min]	40
Max. pressure [bar]	350
Power [kW-HP]	24 - 30
Speed [RPM]	2000

### MATERIALS

Casing	Spheroidal cast iron EN-GJS500-7 (EN1563)
Motor housing	Spheroidal cast iron EN-GJS500-7 (EN1563)
Wear parts	High chrome EN-GJN-HV600 (XCr18) (EN12513)
Main shaft	High tensile steel 39NiCroMo3 (AISI 9840)

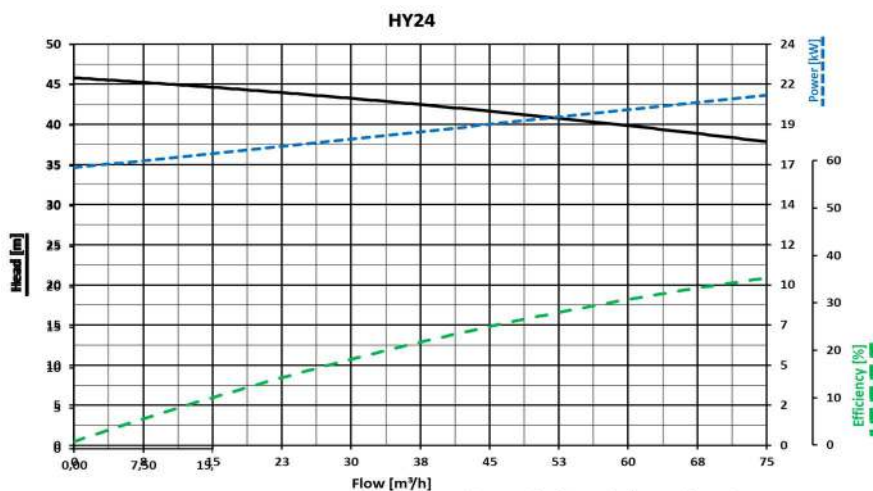
### SEALS / LUBRICANT

Motor side seals	1 mechanical seal (silicon carbide in oil bath)
Impeller side seals	1 meachanical seal (silicon carbide in oli bath) +4 lip seals (2 BUNA + 2 TPU)
Oil type	ISO 32

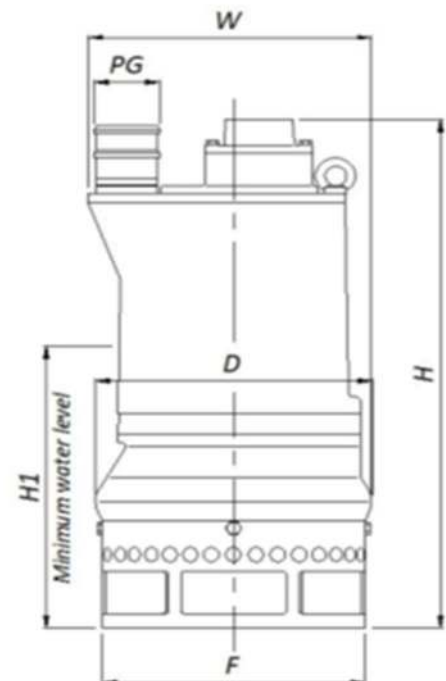
### DIMENSIONS [mm]

H	W	D	F	PG	H1
910	437	435	413	100	575

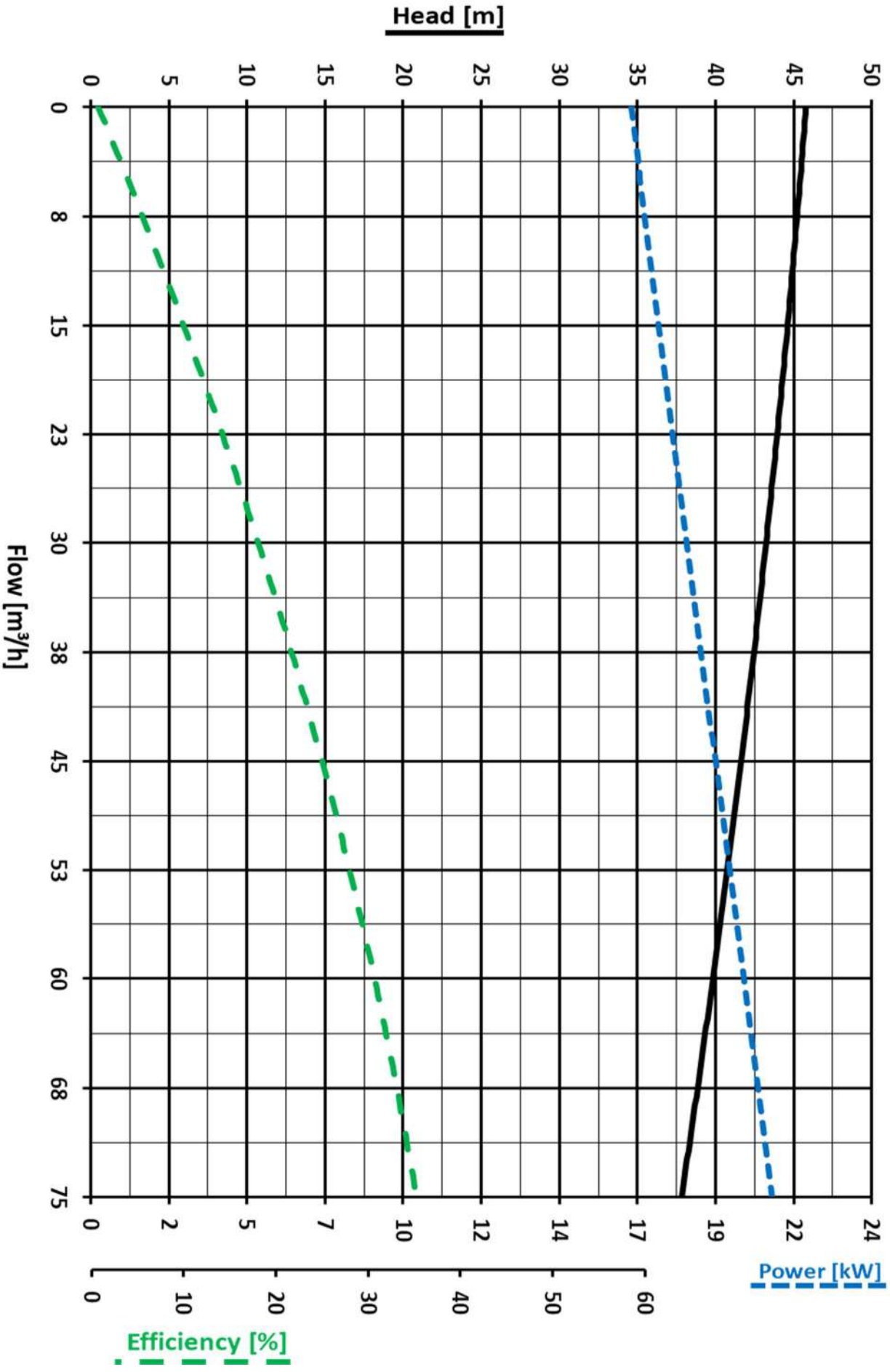
### PERFORMANCE CURVES



We reserve the right to make changes without notice



# HY24



We reserve the right to make changes without notice