




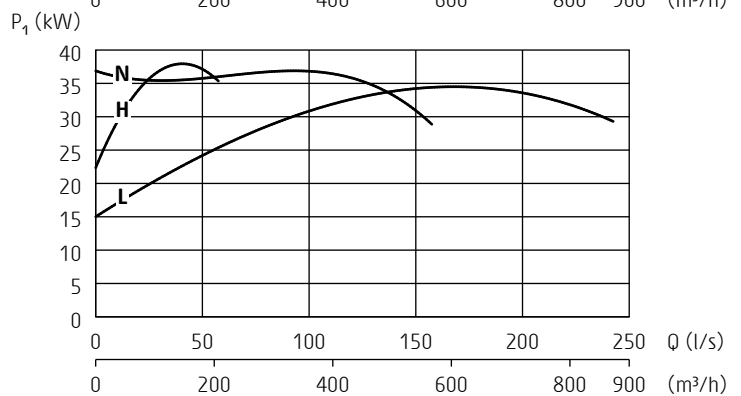
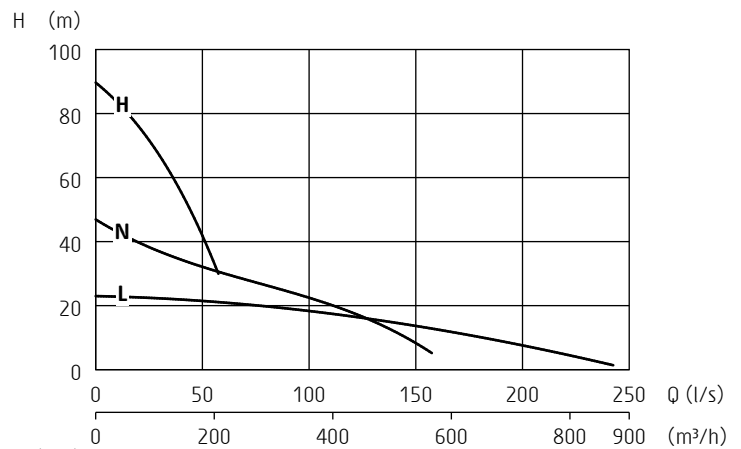
## Maxi

Electrical submersible drainage pump



| 50 Hz                             | N             | H             | L             |
|-----------------------------------|---------------|---------------|---------------|
| Discharge connection              | 8"            | 4"            | 8"            |
| Rated power $P_2$ [kW]            | 37            | 37            | 30            |
| Max. power consumption $P_1$ [kW] | 41            | 41            | 33            |
| Shaft speed [r.p.m.]              | 2950          | 2950          | 1465          |
| Rated current at 230V             | 112 A         | 112 A         | 98 A          |
| Rated current at 400V             | 65            | 65            | 57            |
| Rated current at 500V             | 52            | 52            | 45            |
| Solids passage C                  | 12 mm         | 12 mm         | 12 mm         |
| Height / Diameter (mm)            | 1345 / 510 mm | 1345 / 510 mm | 1345 / 510 mm |
| Weight                            | 285 kg        | 285 kg        | 285 kg        |

Other voltages on request



ISO 9906/A

### Pump types

N: normal pressure  
H: high pressure

### Classification

Electrical submersible pump, protection class: IP68

### Electrical motor

Squirrel cage induction motor, insulation class H (IEC 85)

### Motor protector

Temperature guard with thermal contacts in the stator and air valve

**This pump must be used with external motor protection in accordance with technical data**

### Cable - SubCab

230V DOL: 4G35mm<sup>2</sup>+2x1,5mm<sup>2</sup>, length 20m

230V Y/D: 4G25mm<sup>2</sup>+2x1,5mm<sup>2</sup>, length 20m

400-500V DOL: 4G16mm<sup>2</sup>+2x1,5mm<sup>2</sup>, length 20m

400-500V Y/D: 4G10mm<sup>2</sup>+2x1,5mm<sup>2</sup>, length 20m

### Limitations

Max. submersion depth: 20 m

Max. liquid temperature: 40 °C

Allowed pH range: 5 - 8

Maximum liquid density: 1100 kg/m<sup>3</sup>

### Shaft seals

Double mechanical seal running in an oil compartment  
Material lower seal: *tungsten carbide - tungsten carbide*  
Material upper seal: *tungsten carbide - tungsten carbide*

### Bearings

Lower: Double angular contact ball bearing with C3 clearance  
Upper: ball bearing with C3 clearance

### Discharge connection

4-8" hose, ISO-G or NPT

### Materials

Casted parts: *Aluminium*

Outer casing: *Stainless steel*

Motor shaft: *Stainless steel*

Impeller: *Hard-Iron™*

Diffusers: *Polyurethane*

Screws and nuts: *Stainless steel*

### Accessories

Zinc anodes - Starter box, DOL or Y/D

Tandem connection - Pump raft

Non return valve

Specifications can be changed without notice